

Detailed dimensions:
Catalog page 16 to 18

SW₁: Wrench size of stem
SW₂: Wrench size of lever

AVAILABLE SIZES

DN4 - DN25 (1/8" to 1")

CONNECTIONS

DIN ISO 228 Female thread, ANSI B1.20.1 NPT Female thread, DIN 2353/ISO 8434-1 Light / Heavy series, SAE J 514/ISO/DIS11926-1 Female thread, others on request

ACCESSORIES ON REQUEST

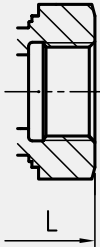
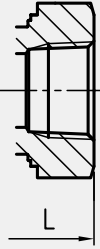

- Locking devices on request
- Actuators on request
- Mounting holes on request
- Position switches on request

MATERIAL CODE DESCRIPTION

Materials	112A
Body	Steel
Ball	Steel
Stem	Steel
Ball seats	POM
O-rings	NBR
Tmin /Tmax	-20°C / 100°C

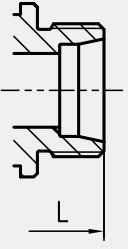
GENERAL DIMENSIONS

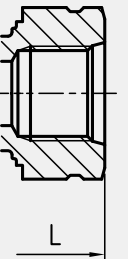
Type	SW ₁	SW ₂	A	H ₁	H ₂	K	Lever
BKH-DN4	9	14	30	69	96	200	Zn
BKH-DN6	9	14	30	69	96	200	Zn
BKH-DN8	9	14	30	69	96	200	Zn
BKH-DN10	9	14	30	71	106	200	Zn
BKH-DN13	9	14	30	72	110	200	Zn
BKH-DN16	12	17	35	89	127	320	Al
BKH-DN20	14	17	39	104	153	320	Al
BKH-DN25	14	17	39	110	169	320	Al
BKHP500-DN25	14	17	39	110	179	320	Al
BKH-DN25/32	14	17	39	110	169	320	Al
BKH-DN25/40	14	17	39	110	169	320	Al

CONNECTION TYPE	DIMENSIONS			ORDER CODE PER MATERIAL COMBINATION	
DIN ISO 228 FEMALE THREAD 	Type	L	Weight [Kg]	PN [bar]	112A
	BKH-DN4-G1/8	69	0,80	500	38806*
	BKH-DN6-G1/4	69	0,78	500	38807*
	BKH-DN10-G3/8	72	1,10	500	38808*
	BKH-DN13-G1/2	83	1,35	500	38809*
	BKH-DN16-G5/8	83	1,45	420	39240*
	BKH-DN20-G3/4	95	3,20	420	38810*
	BKH-DN25-G1	113	4,50	350	38811*
	BKHP500-DN25-G1	113	6,30	500	53493*
	BKH-DN25/32-G1 1/4	120	4,80	350	38812*
BKH-DN25/40-G1 1/2	130	5,40	350	39241*	
ANSI B1.20.1 NPT FEMALE THREAD 	Type	L	Weight [Kg]	PN [bar]	112A
	BKH-DN4-1/8"NPT	69	0,65	500	38813*
	BKH-DN6-1/4"NPT	69	0,80	500	38814*
	BKH-DN10-3/8"NPT	72	1,20	500	38815*
	BKH-DN13-1/2"NPT	83	1,52	500	38816*
	BKH-DN20-3/4"NPT	95	3,35	420	38817*
	BKH-DN25-1"NPT	113	4,80	350	38818*
	BKHP500-DN25-1"NPT	113	6,40	500	53494*
	BKH-DN25/32-1 1/4"NPT	120	5,10	350	38819*
	BKH-DN25/40-1 1/2"NPT	130	5,50	250	39242*
DIN 2353 / ISO 8434-1 LIGHT SERIES 	Type	L	Weight [Kg]	PN [bar]	112A
	BKH-DN4-6L	67	0,70	500	38790*
	BKH-DN6-8L	67	0,72	500	38791*
	BKH-DN8-10L	74	0,80	500	38792*
	BKH-DN10-12L	74	1,10	500	38793*
	BKH-DN13-15L	82	1,28	500	38794*
	BKH-DN13-18L	82	1,25	500	39244*
	BKH-DN16-18L	82	1,52	420	39245*
	BKH-DN20-22L	101	3,00	420	38795*
	BKH-DN25-28L	108	4,20	350	38796*
	BKH-DN25/32-35L	112	4,40	350	38797*
	BKH-DN25/40-42L	112	4,70	350	39246*

Please note the pressure ratings of the tube connections!

*Article usually in stock.

CONNECTION TYPE	DIMENSIONS			ORDER CODE PER MATERIAL COMBINATION	
	Type	L	Weight [Kg]	PN [bar]	112A
DIN 2353 / ISO 8434-1 HEAVY SERIES 	BKH-DN4-8S	73	0,72	500	38798*
	BKH-DN6-10S	73	0,76	500	38799*
	BKH-DN8-12S	76	0,76	500	38800*
	BKH-DN10-14S	80	1,10	500	38801*
	BKH-DN13-16S	86	1,25	500	38802*
	BKH-DN13-20S	90	1,25	500	39248*
	BKH-DN16-20S	90	1,68	420	39249*
	BKH-DN20-25S	109	3,20	420	38803*
	BKH-DN25-30S	120	4,30	350	38804*
	BKHP500-DN25-30S	130	6,22	500	53495*
	BKH-DN25/32-38S	124	4,70	350	38805*

CONNECTION TYPE	DIMENSIONS			ORDER CODE PER MATERIAL COMBINATION	
	Type	L	Weight [Kg]	PN [bar]	112A
SAE J514/ISO/DIS11926-1 FEMALE THREAD 	BKH-DN6-7/16"UNF	69	0,78	500	38820*
	BKH-DN10-9/16"UNF	72	0,96	500	38821*
	BKH-DN13-3/4"UNF	83	1,42	500	38822*
	BKH-DN20-1 1/16"UN	95	3,20	420	38823*
	BKH-DN25-1 5/16"UN	113	4,60	350	38824*
	BKHP500-DN25-1 5/16"UN	121	6,32	500	53496*

Please note the pressure ratings of the tube connections!

*Article usually in stock.