

AVAILABLE SIZES

DN32 - DN50 (1 1/4" to 2")

CONNECTIONS

DIN ISO 228 Female thread, ANSI B1.20.1 NPT Female thread, DIN 2353/ISO 8434-1 Light / Heavy series, SAE J 514/ISO/DIS11926-1 Female thread, others on request

ACCESSORIES ON REQUEST

- Locking devices page 230 - 233
- Actuators 228 - 229
- Mounting holes 26
- Position switches 236 - 237
- Combinations 196 - 197
- Detent on request

MATERIAL CODE DESCRIPTION

Materials	24HA	24aA	
Body	Steel	Steel	
Ball	Stainless Steel	Stainless Steel	
Stem	Stainless Steel	Stainless Steel	
Ball seats	POM*	PEEK-ATEX*	*with inner protection ring
O-rings	NBR	NBR	
Tmin / Tmax	-30°C / 100°C	-30°C / 100°C	

GENERAL DIMENSIONS

Type	l	B 8Kt	H	h	m	V	SW	K	Lever
MKHP-DN32	80	81	107	86	40,5	16,5	17	320	Al
MKHP-DN40	85	100	124	103	50	16,5	17	320	Al
MKHP-DN50	100	118	138	117	59	16,5	17	320	Al

Application-specific

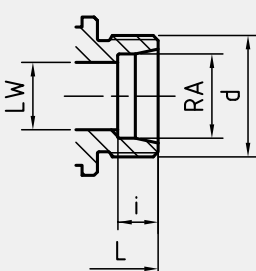

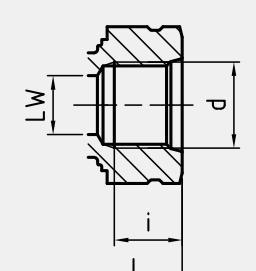



CONNECTION TYPE	DIMENSIONS						ORDER CODE PER MATERIAL COMBINATION			
DIN ISO 228 FEMALE THREAD 	Type	LW	L	i	d	Weight [Kg]	PN [bar]	24HA	24aA	
	MKHP-DN32-G1 1/4	32	111	22	G1 1/4	3,47	350	46219	39916	
	MKHP-DN40-G1 1/2	38	130	24	G1 1/2	5,67	350	46220	39917	
	MKHP-DN50-G2	48	140	26	G2	8,14	350	46221	39918	
ANSI B1.20.1 NPT FEMALE THREAD 	Type	LW	L	i	d	Weight [Kg]	PN [bar]	24HA	24aA	
	MKHP-DN32-1 1/4"NPT	32	120	22,1	1 1/4"NPT	3,52	350	39924	39927	
	MKHP-DN40-1 1/2"NPT	38	130	22,1	1 1/2"NPT	5,69	350	39925	39928	
	MKHP-DN50-2"NPT	48	150	30,3	2"NPT	8,14	350	39926	39929	
DIN 2353 / ISO 8434-1 LIGHT SERIES 	Type	LW	RA	L	i	d	Weight [Kg]	PN [bar]	24HA	24aA
	MKHP-DN32-35L	32	35	136	10,5	M 45x2	3,58	350	39904	39906
	MKHP-DN40-42L	38	42	147	11	M 52x2	5,54	350	39905	39907

Application-specific

Please note the pressure ratings of the tube connections!



CONNECTION TYPE	DIMENSIONS							ORDER CODE PER MATERIAL COMBINATION		
DIN 2353 / ISO 8434-1 HEAVY SERIES 	Type	LW	RA	L	i	d	Weight [Kg]	PN [bar]	24HA	24aA 
	MKHP-DN32-38S	32	38	148	16	M 52x2	3,77	350	46222	39913
SAE J514/ISO/DIS11926-1 FEMALE THREAD 	Type	LW	L	i	d	Weight [Kg]	PN [bar]	24HA	24aA 	
	MKHP-DN32-1 5/8" UN	30	111	20	1 5/8"-12 UN	3,52	350	39936	39939	
	MKHP-DN40-1 7/8" UN	38	130	20	1 7/8"-12 UN	5,69	350	39937	39940	
	MKHP-DN50-2-1/2" UN	45	140	20	2 1/2"-12 UN	7,99	350	39938	39941	

Application-specific

Please note the pressure ratings of the tube connections!